

BURNERS

115 / 230 Volt Oil Burners



- 4 to 3 GPH firing rate
- 6-1/4" Blower fan 115V and 230V
- 3450 RPM Pump/blower motor
- Solid state ignition
- Beckett "CleanCut" fuel pump with oil valve
- Air tube 2-3/4"
- UL recognized

Part No.	Original No.	Description
8.709-325.0	307032	Beckett AFG 115
8.709-326.0	307036	Beckett AFG 230


Beckett Burner Chart

BURNER				MOTOR			BLOWER WHEEL			IGNITOR ASSEMBLY		
Part No	Orig. No	Description	Beckett No	Part No	Orig. No	Beckett No	Part No	Orig. No	Beckett No	Part No	Orig. No	Beckett No
8.709-326.0	307036	AFG / 240Vac	VMG202	9.802-635.0	079608	21174U	9.802-649.0	079517	2999U	8.751-780.0		5199701U
8.709-325.0	307032	AFG / 120Vac	VMG902	9.802-642.0	079602	21805U	9.802-649.0	079517	2999U	9.802-647.0	079669	51771U
8.709-327.0	307059	ADC / 13.5Vdc- W/O ICB*	VMG504	9.802-638.0	079613	52145U	9.802-636.0	079518	2999AU	8.751-784.0		5218301U
8.709-328.0	307061	ADC / 13.5Vdc- W/ICB	VMG505	9.802-638.0	079613	52145U	9.802-636.0	079518	2999AU	8.751-784.0	079670	5218301U
8.717-071.0	N/A	SM / 120V	HO1501	8.701-090.0	079604	2364U	9.803-057.0	079515	2383U	9.803-060.0	079682	51824U
8.717-090.0	N/A	SM / 240V	HO1301	8.701-093.0	079609	21344U	9.803-057.0	079515	2383U	8.751-781.0		5199702U

BURNER				FUEL PUMP			SOLENOID W/CORD SET			TUNE UP KIT		
Part No	Orig. No	Description	Beckett No	Part No	Orig. No	Beckett No	Part No	Orig. No	Beckett No	Part No	Orig. No	Beckett No
8.709-326.0	307036	AFG / 240Vac	VMG202	9.802-644.0	079642	2184403U	8.900-082.0	079054X	N/A	8.723-715.0	N/A	578730
8.709-325.0	307032	AFG / 120Vac	VMG902	9.802-645.0	079641	2184405U	8.900-081.0	079053X	N/A	8.723-715.0	N/A	578730
8.709-327.0	307059	ADC / 13.5Vdc- W/O ICB*	VMG504	9.802-562.0	079643	2184402U	8.900-080.0	079050X	N/A	8.723-715.0	N/A	578730
8.709-328.0	307061	ADC / 13.5Vdc- W/ICB	VMG505	9.802-562.0	079643	2184402U	8.900-080.0	079050X	N/A	8.723-715.0	N/A	578730
8.717-071.0	N/A	SM / 120V	HO1501	9.802-645.0	079641	2184405U	8.900-081.0	079053X	N/A	8.723-715.0	N/A	578730
8.717-090.0	N/A	SM / 240V	HO1301	9.802-644.0	079642	2184403U	8.900-082.0	079054X	N/A	8.723-715.0	N/A	578730

* Ignition Control Board

14 Volt ADC Oil Burner



- 14 Volt solid state ignition
- 1/6 HP
- 3450 RPM
- 4-1/4" Fan
- Beckett "CleanCut" fuel pump with oil valve
- Max rate 2.5 GPH

Part No.	Original No.	Description	Oil Valve	Electric Eye	Motor RPM
8.709-327.0	307059	Beckett 13.5V	Yes	-	3450
8.709-328.0	307061	Beckett 13.5V	Yes	Yes	3450

NOTE: Proper operation requires an engine with 16+ Amp alternator and deep cycle battery on nightly, overnight recharge

Flex Couplings



Part No.	Orig. No.	Beckett Part No.	Description
9.802-648.0	079520	2454	5/16 "A"- (AFG)
9.803-058.0	079522	2433	5/16 "S"- (SF/SM)
9.802-637.0	079524	2140501U	12 - VDC ADC

Genisys™ Contractor Tool



Advanced Burner Control, 120 Vac primary safety control for residential and light commercial oil burners.

Part No.	Beckett Part No.	Description
8.726-018.0	52082U	Genisys Contractor Tool

Beckett Misc. Parts



Part No.	Original No.	Beckett Part No.	Description
8.701-056.0	079530	149	Electrode Clamps (ALL)
8.701-063.0	079542	5432	Flange, w/ Gasket (ALL)
8.723-912.0	079543	5850	Flange, Split Unl A&S
8.701-070.0	079560	3616	Gasket, Universal AMF
9.802-653.0	079562	3416	Gasket, Unit Mtg
9.802-671.0	079592	5877	Burner Housing AFG/ADC
8.701-085.0	079595	5717 (51400)	Knurled Nut Kit ADC
8.701-134.0	079677	51304	Transf Mtg Gasket AFG
8.701-132.0	079674	31404	Transformer Clip
8.701-122.0	079654	7006U	Cadcell Flame det
8.701-137.0	079684	7556A0000	Primary Control, 14V DC
8.701-133.0	079675	3245	Transformer Spring
8.701-106.0	079629	AF90	Air Tube w/o Head
8.701-074.0	079573	5151501	Air Band (3 x 92 AFG)

Electrode / Insulator Assembly



Part No.	Original No.	Beckett Part No.	Description
9.802-668.0	079534	5780	Std to 9" AFG, SM, SF
8.717-978.0	079548	578728	ADC

Oil Burners



115 / 230 Volt

- .75 to 3 GPH firing rates
- Solid state ignition (Low Amp)
- High volume 6-1/4" blower on 220V unit, 5-3/16" blower on 110V unit
- 3450 RPM pump/blower motor
- "A" – type SUNTEC fuel pump
- 3-3/4" air tube with adjustable flange for maximum versatility
- UL recognized



12 Volt

- 12 Volt solid state ignitor
- 3450 RPM fuel pump
- .5 to 2.75 GPH Capacity with oil valve



Part No.	Original No.	Description
8.709-317.0	307000	115V AC Burner w/ Oil Valve
8.709-318.0	307003	230V AC Burner w/ Oil Valve
8.709-319.0	307007*	12V DC Burner w/ Oil Valve

*Proper operation requires an engine with 16+ Amp alternator and deep cycle battery on nightly, overnight recharge

Wayne Burner Chart

Part No.	Description	Ignitor	Transformer	Motor	Blower Wheel	Fuel Pump	Solenoid Valve	Electrode Assembly	Tune Up Kit
8.709-317.0	Wayne 115V	8.700-802.0 079111	8.700-804.0 079115	8.701-095.0 079612	8.700-730.0 079005	8.700-749.0 079030	8.700-779.0 079062	8.700-770.0 079052	8.700-774.0 079056
8.709-318.0	Wayne 220V	N/A N/A	8.700-809.0 079123	8.701-094.0 079611	8.700-731.0 079006	8.700-749.0 079030	8.700-780.0 079063	8.700-770.0 079052	8.700-774.0 079056
8.709-319.0	Wayne 12V	8.700-807.0 079120 Includes	N/A N/A	8.700-739.0-FASCO 079021 8.750-715.0-MET to FASCO 079021X	8.700-727.0- (079003)FASCO 2.44" W x 2.53" T 5/16" shaft 8.700-728.0 (079003A) MET 3.44" W x 4.25" T 1/2" shaft	8.700-749.0 079030	8.700-782.0 079064	8.700-770.0 079052	8.700-774.0 079056 with 8.700-721.0 coupling for converting from MET to FASCO

NOTE: 8.700-721.0 - Coupling for 8.700-740.0 FASCO motor used on MET to FASCO converted burner

8.700-720.0 - Adaptor Bushing to allow MET blower wheel to work with FASCO motor

8.700-740.0 - Conversion Kit - Use MET to FASCO conversion kit if 12V burner motor cannot be identified. The kit contains the following parts: 8.700-739.0 Motor; 8.700-720.0 Adaptor bushing; 8.700-682.0 Adaptor Plate; 8.700-721.0 Coupling; 8.700-691.0 Screws (2); 8.700-104.0 Nuts

Blower Wheel



Part No.	Original No.	Wayne Part No.	Description	Shaft Size
8.700-730.0	079005	20288/SER	5-3/16" x 3-7/16"	1/2"
8.700-731.0	079006	21854/SER	6-1/4" x 4-3/16"	1/2"
8.700-726.0	078999	20673	4-1/4" x 3-1/8"	1/2"
8.700-727.0	079003	21427/SER3	12V (Fasco)	5/16"
8.700-728.0	079003A	21427	(MET)	1/2"

Common Parts - Beckett & Wayne



Oil Line



Brass Elbow

Part No.	Orig. No.	Description
8.701-054.0	079526	Oil Line, 6.5", Copper
9.802-667.0	079058	Oil Line, 8", Copper
8.701-053.0	079525	Oil Line, 9.5", Copper
8.700-784.0	079066	Brass 90° Elbow 1/8" flare, 1/8" MPT
8.700-785.0	079067	Brass 90° Elbow 3/16" flare, 1/8" MPT
8.700-738.0	079020	Oil Pressure Gauge 0 - 200 PSI
8.700-768.0	079051	(28737-1) Nozzle Adapter
8.705-063.0	140150	Straight Thru Double Nipple 1/8" x 1/8"

Wayne Burner Parts



Part No.	Orig. No.	Wayne Part No.	Description
8.700-774.0	079056	31156	Wayne Burner Tune-up Kit
8.700-770.0	079052	14733-001 14734-002	Electrode Assembly (Pair) with Buss Bars - G shape
8.700-743.0	079024	12945	Buss Bar - G shape
8.700-754.0	079034	14344	Burner Gasket
8.700-692.0	078785	12484	Universal Gasket
8.700-735.0	079014	4725	Burner Housing (E-Series)
8.700-736.0	079016	2689	Burner Flange "F"
8.700-776.0	079059	13279	Flex Coupler A Fuel Unit
8.700-777.0	079060		Coupler End (J Pump 7/16")
8.700-733.0	079010	13360	Trans Clip Screw
8.700-734.0	079011	13038	Trans Clip
8.700-729.0	079004	2668	Outer Air Band (8 Hole)
8.700-732.0	079007	2669	Inner Air Band (8 Hole)
8.700-714.0	078979	31702-014	Gun Assy, F/307007
8.700-680.0	078752		Nzl Adapter w/legs MSR/DC

BURNERS

Burner Motors



48M
5.75" Dia



48N
7.25" Dia

Part No.	Original No.	Capacitor	RPM	HP	Flange	Voltage	Wayne / Beckett
9.802-642.0	079602	Y	3450	1/7	48M	115V	20627 / 21805U
9.802-635.0	079608		3450	1/7	48M	240V	20892 / 21174U
8.700-739.0	079021		4500	1/5	48M	12VDC	21993-005 / N/A
9.802-638.0	079613		3450	1/7	48M	13.5V	N/A / 52145U
8.701-090.0	079604		3450	1/4	48N	115V	N/A / 2364U
8.701-091.0	079605		3450	1/4	48N	12V	N/A / 52146U
8.701-093.0	079609	Y	3450	1/4	48N	115/240V	N/A / 21344
8.701-094.0	079611		3450	1/5	48N	240V	21328 / 21173U
8.701-095.0	079612		3450	1/5	48N	115V	20554 / 2900U
8.700-740.0	079021X	Kit, 12VDC/MET to Fasco					
Universal							
8.700-741.0	079022		3450	1/7	48M	110-60 Hz	
8.700-744.0	079025		3450	1/5	48N	110/240V	Capacitor Start

Beckett Tune-Up Kit



Fits all Beckett Burners with 3" or 3-5/8" air tube

- Kit contains:
- 4-Beckett Electrodes
 - 2-Couplings
 - 1-Fuel Line



Part No.	Description
8.723-715.0	Beckett Burner Tune-up Kit

Blower Wheels



Part No.	Beckett Part No.	Description	Shaft Size
9.803-057.0	2383U	6-1/4" D x 3-7/16" W	1/2"
9.802-649.0	2999U	4-1/4" D x 2-1/2" W	1/2"
9.802-636.0	21404	4-1/4" D x 2-7/16" W	5/16"

CleanCut Fuel Pump



Simple design provides faster cleaning, more reliable cut offs, and cut ons. Cleaner operation-less soot. More reliable-fewer moving parts. Reduced motor load in start up. Higher capacity - 4 GPH at 100 PSI.



- 100-200 PSI - Factory set 100 PSI
- Inlet pressure 10 PSI
- Rated speed 3600 RPM
- Includes built in solenoid w/ cord set

Part No.	Original No.	Description
9.802-645.0	079641	110 Volt
9.802-644.0	079642	220 Volt
9.802-562.0	079643	12 Volt
9.802-646.0	079690	Valve Stern Kit (21877U)

Fuel Pumps



- Use with single or dual line systems
- Pressure adjustment valve

Part No.	Original No.	Suntec PN	GPH	RPM	Rotation
Standard Pumps					
8.700-749.0	079030	A2VA7116	3	3450	RH
8.700-753.0	079033	A2VC7118	3	3450	LH
8.700-756.0	079031	A1YA7912	7	1725	RH
8.700-757.0	079037	A2YA7916	7	3450	RH
8.700-748.0	079028	A2RA7710			RH
Pumps with Solenoid					
8.700-758.0	079038	A2VA3006-N221R w/12V	4	3450	RH
8.700-759.0	079038-110	A2VA3006-N621L w/110V	3	3450	RH
8.700-760.0	079038-220	A2VA3006-N721RS w/220V	3	3450	RH
Pump Replacement Parts					
8.700-764.0	079044	3715732 Pump Fuel Screen (A2VA 7116)			
8.700-772.0	079055	3715744 Pump Fuel Screen (A2AVA 7916)			
8.700-765.0	079045	3779801 Gasket Cover			

Fuel Conditioner & Soot Remover

Red Devil eliminates soot buildup.



- Easy to use - just add to burner fuel
- Keeps burner at top efficiency
- 1 oz. per 10 gallons

Part No.	Original No.	Description
8.704-625.0	112057	Pint (16 oz)
8.704-626.0	112059	Quart
8.719-158.0	9-4007	Soot-O-Magic Stick


Burner Ignitors / Transformers



- Solid State Technology
- 14,000 Volt spark
- Only .35 Amp @ 110V
- 1.7 lbs


Part No.	Original No.	Beckett Part No.	Mounting	Volt
9.802-647.0	79669	51771U	AFG/Lo Amp	120V
8.751-784.0		5218301U	ADC w/Cad Cell	12VDC
9.751-785.0		5218303U	SDC w/Cad Cell	12VDC
9.803-060.0	79682	51824U	SM / SF	120V
8.751-780.0		5199701U	AFG	240V
8.751-781.0		5199702U	SM / SF	240V

Base Plates for Ignitors



Part No.	Original No.	Description
8.701-116.0	079644	A, Trans/Ign
8.701-117.0	079645	S, Trans/Ign
8.701-118.0	079646	E, Trans/Ign
8.701-119.0	079647	M, Trans/Ign


Burner Transformers



- 10,000 Volt spark
- 2.2 Amp @ 120V
- 8.5 lbs
- FranceFormer

Part No.	Original No.	Wayne Part No.	Mounting	Volt
8.700-798.0	079105	23103/M	Back/MSR	220V
8.700-804.0	079115	23101/E	Side/EH-EHA	120V
8.700-806.0	079117	23101/M	Back/M-MSR	120V
8.700-809.0	079123	23103/E	Side/EH-EH	230V
8.700-810.0	079124	23103/FH	Side/FH	120V

Burner Ignitors



- Solid State Technology
- 14,000 Volt spark
- Only .35 Amp @ 120V
- 1.7 lbs

Part No.	Orig. No.	Wayne Part No.	Mounting	Volt
8.700-802.0	079111	101122/001	Side/EH-EHA, France	120V
8.700-803.0	079113	101121/001	Back/M-MSR, France	120V
8.700-800.0	079107	31813-002	Side/EH-EHA, Allanson	220V
8.700-801.0	079109	31812-002	Back/M-MSR	220V
8.700-807.0	079120	31812-003	Rear Mount, Carlon	12V
8.700-820.0	079152	31813003	Side Mount(E)	12V

12 VDC KIP Fuel Solenoid Valve



- Brass body
- 12V DC coil
- 1/8" FPT I/O ports
- Conduit connector
- 5/64" orifice = 6 watt

Part No.	Original No.	Description
8.701-120.0	079652	Fuel Solenoid Valve

Smoke Tester - Diagnostic Tool

The smoke tester gives you the ability to measure smoke (soot) density and adjust air flow and fuel pressure to optimize burner performance.



- A properly tuned burner:
- Heats water more efficiently
 - Doesn't build up soot in the coil
 - Doesn't pollute the air
 - Keeps your customers happy
 - A tool that should be used by every serviceman in the industry.

Part No.	Original No.	Description
8.712-507.0	449020	Smoke Tester
8.712-506.0	449019	Filter Paper Refill*

*40 sheet (10 tests per sheet)

BURNERS

Oil Solenoid Valve




- Unitized mounting on Suntec fuel pumps
- 1/8" FPT Inlet
- 300 PSI
- Uses standard SUNTEC coil

Part No.	Original No.	Description
8.700-779.0	079062	110V Oil Valve - R642
8.700-780.0	079063	220V Oil Valve - R753
8.700-782.0	079064	12/24V Oil Valve - R261
8.700-811.0	079125	Flow Thru Connector Bolt
8.700-812.0	079126	Aluminum Seal Washer
8.900-081.0	079053X	110V Coil w/ Cord Set
8.900-082.0	079054X	230V Coil w/ Cord Set
8.900-080.0	079050X	12/24 Coil w/ Cord Set
9.802-640.0	079096	115V Coil w/o Cord Set
9.802-641.0	079097	230V Coil w/o Cord Set
8.700-794.0	079098	12/24VDC Coil w/o Cord Set
8.700-795.0	079099	Cord Set Only
8.900-079.0	079047	8mm Nut for Old Style Coil

Insulation & Rigid Disc / Donuts

Refractory Grade Ceramic Kawool Formed; retains heat inside coil for better fuel efficiency and paint protection.



Part No.	Original No.	Description	Thickness	Width	Length
"Rigid Formed" Donut & Discs					
8.704-807.0	122253	Donut	.88"	18"	6"/4.4"
8.704-810.0	122258	Donut	.88"	16"	6"/4.4"
8.704-808.0	122254	Disc	1/2"	18"	
8.704-809.0	122257	Disc	1/2"	16"	
Insulation Blanket					
8.901-288.0	122204	Coil Wrap	1"	24"	4'
8.901-289.0	122205	Coil Wrap	1"	24"	5'
8.704-800.0	122206	Coil Wrap	1"	24"	6'
8.704-802.0	122222	Full Roll	1/2"	24"	37.5'
8.704-805.0	122225	Full Roll	1"	24"	25'

Gallons Per Hour Fuel Oil Chart

Rate GPH @ 100 PSI	U.S. Gallons Per Hour No. 2 Fuel Oil							
	Operating Pressure: Pounds Per Square Inch							
	125	140	150	175	200	250	275	300
.40	.45	.47	.49	.53	.56	.63	.66	.69
.50	.56	.59	.61	.66	.71	.79	.83	.87
.60	.67	.71	.74	.79	.85	.95	1.00	1.04
.65	.73	.77	.80	.86	.92	1.03	1.06	1.13
.75	.84	.89	.92	.99	1.06	1.19	1.24	1.30
.85	.95	1.01	1.04	1.13	1.20	1.34	1.41	1.47
.90	1.01	1.07	1.10	1.19	1.27	1.42	1.49	1.56
1.00	1.12	1.18	1.23	1.32	1.41	1.58	1.66	1.73
1.10	1.23	1.30	1.35	1.46	1.56	1.74	1.82	1.91
1.20	1.34	1.42	1.47	1.59	1.70	1.90	1.99	2.08
1.25	1.39	1.48	1.53	1.65	1.77	1.98	2.07	2.17
1.35	1.51	1.60	1.65	1.79	1.91	2.14	2.24	2.34
1.50	1.68	1.77	1.84	1.98	2.12	2.37	2.49	2.60
1.65	1.84	1.95	2.02	2.18	2.33	2.61	2.73	2.86
1.75	1.96	2.07	2.14	2.32	2.48	2.77	2.90	3.03
2.00	2.24	2.37	2.45	2.65	2.83	3.16	3.32	3.46
2.25	2.52	2.66	2.76	2.98	3.18	3.56	3.73	3.90
2.50	2.80	2.96	3.06	3.31	3.54	3.95	4.15	4.33
2.75	3.07	3.25	3.37	3.64	3.90	4.35	4.56	4.76
3.00	3.35	3.55	3.67	3.97	4.24	4.74	4.97	5.20
3.25	3.63	3.85	3.98	4.30	4.60	5.14	5.39	5.63
3.50	3.91	4.14	4.29	4.63	4.95	5.53	5.80	6.06
3.75	4.19	4.44	4.59	4.96	5.30	5.93	6.22	6.50
4.00	4.47	4.73	4.90	5.29	5.66	6.32	6.63	6.93
4.50	5.04	5.32	5.51	5.95	6.36	7.11	7.46	7.79
5.00	5.59	5.92	6.12	6.61	7.07	7.91	8.29	8.66
5.50	6.15	6.51	6.74	7.27	7.78	8.70	9.12	9.53
6.00	6.71	7.10	7.35	7.94	8.49	9.49	9.95	10.39
6.50	7.26	7.69	7.96	8.60	9.19	10.28	10.78	11.26
7.00	7.82	8.28	8.57	9.25	9.90	11.07	11.61	12.12
7.50	8.38	8.87	9.19	9.91	10.61	11.86	12.44	12.99
8.00	8.94	9.47	9.80	10.58	11.31	12.65	13.27	13.86
8.50	9.50	10.06	10.41	11.27	12.02	13.44	14.10	14.72
9.00	10.06	10.65	11.02	11.91	12.73	14.23	14.93	15.59
9.50	10.60	11.24	11.64	12.60	13.44	15.02	15.75	16.45
10.00	11.18	11.83	12.25	13.23	14.14	15.81	16.58	17.32
10.50	11.74	12.42	12.86	13.89	14.85	16.60	17.41	18.19
11.00	12.30	13.02	13.47	14.55	15.56	17.39	18.24	19.05
12.00	13.42	14.20	14.70	15.88	16.97	18.97	19.90	20.79

Delavan Fuel Nozzles



Part No.	Orig. No.	GPH	Part No.	Orig. No.	GPH
8.701-018.0	079477	2.00 x 60°W	8.701-026.0	079484	2.50 x 80°W
8.701-020.0	079479	1.65 x 80°W	8.701-028.0	079486	2.75 x 80°W
8.701-021.0	079480	1.50 x 80°W	8.701-029.0	079487	3.00 x 80°W
8.701-023.0	079481	1.75 x 80°W	8.701-031.0	079490	4.00 x 80°W
8.701-024.0	079482	2.00 x 80°W	8.701-039.0	079505	1.65 x 90°W
8.701-025.0	079483	2.25 x 80°W	8.701-032.0	079492	2.00 x 90°W

NOTE: The above "W" Nozzles are Stocked - All Sizes Are Available

Select proper size for maximum burner efficiency.

GPH	60° A Hollow Part No	60° A Hollow Orig No	60° B Solid Part No	60° B Solid Orig No	70° A Hollow Part No	70° A Hollow Orig No	70° B Solid Part No	70° B Solid Orig No	80° A Hollow Part No	80° A Hollow Orig No	80° B Solid Part No	80° B Solid Orig No	90° A Hollow Part No	90° A Hollow Orig No	90° B Solid Part No	90° B Solid Orig No
.50	8.700-850.0	079225	8.700-868.0	079250	8.700-887.0	079275	-	-	8.700-911.0	079325	-	-	-	-	8.700-981.0	079400
.60	-	-	-	-	-	-	-	-	8.700-912.0	079326	8.700-932.0	079351	8.700-960.0	079376	-	-
.65	8.700-852.0	079227	-	-	-	-	-	-	8.700-913.0	079327	8.700-933.0	079352	8.700-961.0	079377	-	-
.75	-	-	8.700-870.0	079253	-	-	8.700-896.0	079303	8.700-914.0	079328	8.700-934.0	079353	8.700-962.0	079378	8.700-982.0	079403
.85	8.700-853.0	079229	8.700-871.0	079254	-	-	-	-	8.700-915.0	079329	8.700-935.0	079354	-	-	8.700-983.0	079404
.90	8.700-854.0	079230	8.700-872.0	079255	-	-	-	-	8.717-333.0	900450	8.700-936.0	079355	8.700-963.0	079380	-	-
1.00	8.700-855.0	079231	8.700-873.0	079256	8.717-276.0	799516	8.700-897.0	079306	8.700-916.0	079331	8.700-937.0	079356	9.802-583.0	900451	8.700-984.0	079406
1.10	8.700-856.0	079232	8.700-874.0	079257	-	-	-	-	8.700-917.0	079332	8.700-938.0	079357	8.717-332.0	900449	8.700-985.0	079407
1.20	8.700-857.0	079233	8.700-875.0	079258	8.700-890.0	079283	-	-	8.700-918.0	079333	8.700-939.0	079358	-	-	-	-
1.25	8.700-858.0	079234	8.700-876.0	079259	-	-	8.700-899.0	079309	8.700-919.0	079334	8.717-350.0	900766	8.700-966.0	079384	8.700-986.0	079409
1.35	8.700-859.0	079235	8.700-877.0	079260	-	-	8.700-900.0	079310	9.802-584.0	900452	8.717-358.0	900784	8.700-967.0	079385	8.700-987.0	079410
1.50	8.717-328.0	900367	8.700-878.0	079261	8.717-278.0	799518	-	-	8.700-921.0	079336	8.717-351.0	900767	9.802-585.0	900650	8.700-988.0	079411
1.65	8.700-861.0	079237	8.700-879.0	079262	-	-	-	-	8.700-922.0	079337	8.700-943.0	900768	8.700-969.0	079387	8.700-989.0	079412
1.75	8.700-862.0	079238	8.700-880.0	079263	8.700-892.0	079288	8.700-903.0	079313	8.717-329.0	079338	8.717-352.0	900769	8.700-970.0	079388	9.802-575.0	079413
2.00	8.717-327.0	900270	-	-	-	-	8.700-904.0	079314	8.700-924.0	079339	8.717-353.0	900771	8.700-971.0	079389	9.802-576.0	079414
2.25	8.700-864.0	079240	8.700-881.0	079265	-	-	8.700-905.0	079315	8.700-925.0	079340	8.700-946.0	900773	8.700-972.0	079390	8.700-992.0	079415
2.50	8.700-865.0	079241	8.700-882.0	079266	8.700-893.0	079291	-	-	8.700-926.0	079341	8.700-947.0	900775	8.700-973.0	079391	9.802-586.0	079416
2.75	8.700-866.0	079242	8.700-883.0	079267	-	-	-	-	8.700-927.0	079342	8.717-330.0	900375	8.700-974.0	079392	8.700-994.0	079417
3.00	-	-	-	-	8.700-894.0	079293	-	-	8.700-928.0	079343	8.717-354.0	900777	8.700-975.0	079393	8.700-995.0	079418
3.25	8.700-867.0	079244	-	-	8.700-895.0	079294	-	-	-	-	8.700-950.0	079369	8.717-336.0	900454	8.700-996.0	079419
3.50	-	-	8.700-884.0	079270	-	-	-	-	8.700-929.0	079345	-	-	8.700-977.0	079395	8.700-997.0	079420
4.00	-	-	-	-	-	-	-	-	8.700-930.0	079346	8.700-952.0	079371	8.700-978.0	900456	8.700-998.0	079421
5.00	-	-	-	-	-	-	-	-	-	-	8.717-357.0	900783	8.700-979.0	079398	-	-
6.00	-	-	-	-	-	-	-	-	-	-	8.700-956.0	079374	-	-	8.701-000.0	079425
6.50	-	-	-	-	-	-	-	-	-	-	8.700-953.0	079372	-	-	-	-
7.00	-	-	-	-	-	-	-	-	-	-	-	-	-	-	-	-
8.00	-	-	-	-	-	-	8.700-910.0	079324	-	-	-	-	-	-	-	-

"Snap" Fuel Nozzle Check Valve

Spring loaded "snap" check valve replaces filter element on fuel nozzle. Valve opens when fuel pump pressure reaches 130 PSI and "snaps" shut when fuel pressure drops below 130 PSI. Stops "smokey" burners at start up and eliminates "shut down" after burn.



- Reduces nozzle fouling caused by residual fuel in orifice
- Easy field installation in standard fuel nozzles
- Reduces soot build up in coil

Part No.	Orig. No.	Description	PSI
8.900-083.0	079210	Snap Fuel Valve,	100
8.900-084.0	079211	Snap Fuel Valve,	130
8.700-845.0	079215	Snap Check Valve, (5 pack)	130
8.700-844.0	079214	Snap Check Valve, (5 pack)	100

Nozzle Accessories



Part No.	Orig. No.	Description
8.700-849.0	079221	Nozzle Tray (Metal) (Open Top, 55-Compartment, Plastic)

BURNERS

Gas Burner Rings - N/G or L/P Gas Jets

The Standard for Gas-Fired Pressure Washers. Impinged Jet Burner Rings offer the most efficient utilization of gas for heating water.



Gas Burner Ring

Part No.	Original No.	Model No.	Jets Req'd	1000 BTUH
Gas Burner Rings Only				
8.710-203.0	347502	Z-21	20	100-200
8.710-204.0	347504	X-11	32	160-320
8.710-207.0	347506	X-44	44	220-440
8.710-210.0	347508	X-66	66	330-660
8.904-003.0	347510	X-88	88	440-880



Gas Jets

Part No.	Original No.	Drill Size	Orifice Size	Use
Gas Jets for Burner Rings* (above)				
8.710-215.0	347552	#52	(.0635)	NG
8.710-216.0	347554	#54	(.055)	NG
8.710-217.0	347562	#62	(.038)	LP
8.710-218.0	347565	#65	(.035)	LP
8.710-219.0	347566	#66	(.033)	LP
8.710-214.0	347549	Blank (Must Be Drilled)		

*Due to freight damage on assembled rings / jets...Separately order correct number & size of jets for each burner ring.

Gas Valve Accessory Components

Use with both 3/4" and 1" models above.



8.710-190.0

Part No.	Original No.	Description
8.710-190.0	347430	750 MV Generator
8.710-191.0	347431	P110T Pilot Burner (Natural gas)
8.718-092.0	347436	Thermo Couple (w/ 24") Cap Tube
8.710-196.0	347438	Thermo Couple (w/ 36") Cap Tube

1" Gas Valves by Robert Shaw

Universal type for new equipment or replacement.




- Manual gas cock
- Auto pilot safety valve
- Wiring & hardware included
- Pilot gas filter
- 600,000 BTU LP gas
720,000 BTU Natural Gas
- 1" inlet/outlet

*Kit is for 8.710-174.0 and includes: gas valve, flame sensor, electrode pilot relight and harness

Part No.	Original No.	Description
8.710-178.0	347406	240 Vac/NG, Standing Pilot
8.710-179.0	347407	24 Vac, NG, Standing Pilot
8.710-174.0	347403	24 Vac, NG, Electronic Ignition
8.710-181.0	347409	700 MV, Natural Gas
8.710-163.0*	347379	24V Retrofit Kit (NG) 720,000 BTU

LP Conversion Kit below

LP Conversion Kit for Robert Shaw



Convert NG to LP

Part No.	Original No.	Description
8.710-187.0	347421	1" LP Conversion Kit
8.710-164.0	347380	LP Orifice

Gas Valves - LP or Natural

Universal type for building new systems or field replacement. 750 MV, 24V or 120V Controls by White-Rodgers.



- 335,000 BTU max
- 3/4" inlet/outlet
- All adjustments & wiring connections on top of valve
- Automatic outlet pressure regulator
- A.G.A. design certified, C.G.A. certified

Part No.	Original No.	Description
8.710-172.0	347400	Gas Valve 24V (1)
8.710-182.0	347410	Gas Valve 120V (2)
8.710-183.0	347412	Gas Valve 750 MV (1)
8.750-109.0	347423	3/4" LP Conversion Kit

(1) Includes two 3/4" x 1/2" all-thread plated bushings and valve instructions.

(2) Includes L.P. Kit, two 3/4" x 1/2" and one 1/2" x 3/8" all-thread plated bushings and all instructions.

White-Rodgers Repair Parts

Part No.	Orig. No.	Description
8.710-184.0	347416	24V Cycle Pilot Control (347425)
8.710-197.0	347440	120V Cycle Pilot Control
8.710-198.0	347446	Gas Ignition Electrode (24" Lead)